
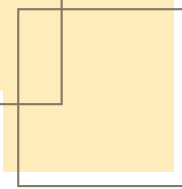
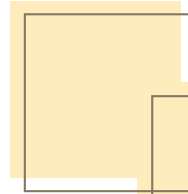





THE VIEWS AT ROSE HILL

89 Rose Creek Road
Leicester, NC 28748
(828) 683-7055
www.theviewsatrosehill.com



EASTBAY

The Eastbay is an Arts and Crafts-inspired home featuring one-level living, plus a large covered front porch and a screened back porch off of the dining room. The open floor plan presents the great room, kitchen and dining room as one large area, and the master suite has two walk-in closets.


SPECIFICATIONS

HEATED SQ. FOOTAGE

First Level	1,581
Total Heated Area	1,581

UNHEATED SQ. FOOTAGE


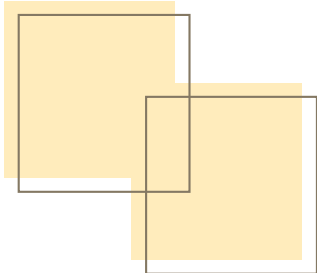

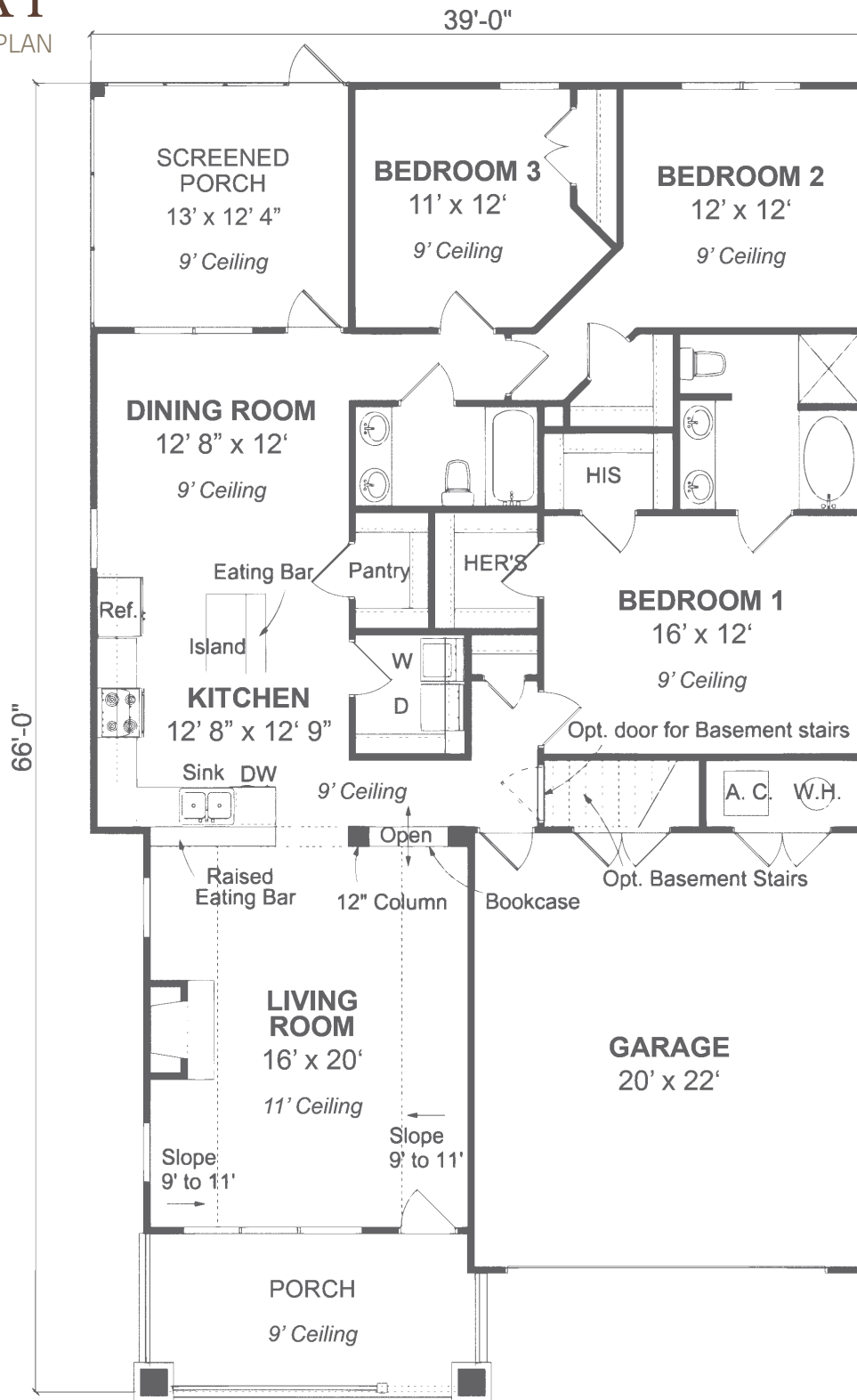
Front Porch	135
Garage	507
Deck/Back Porch	161
Total Unheated Area	803



FLOOR PLAN >>

EASTBAY

FLOOR PLAN



89 Rose Creek Road
Leicester, NC 28748
(828) 683-7055
www.theviewsatrosehill.com